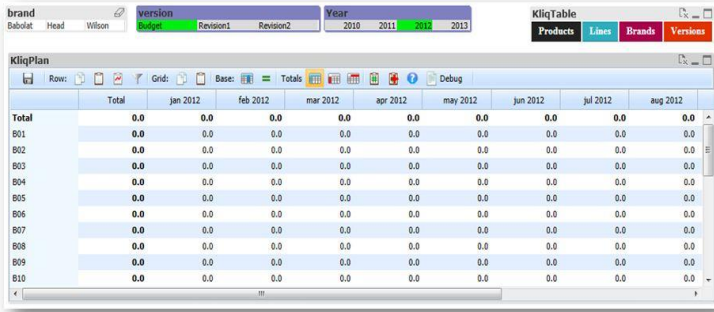


KliqPlan[©]

Smart data-entry for QlikView.

If you love QlikView and you ever thought "Wouldn't it be great to do data-entry inside QlikView and to be able to develop budgeting and planning applications?" ... now you can, with KliqPlan.



	Total	jan 2012	feb 2012	mar 2012	apr 2012	may 2012	jun 2012	jul 2012	aug 2012
Total	0.0	0.0	0.0	0.0	0.0	0.0	0.0	0.0	0.0
901	0.0	0.0	0.0	0.0	0.0	0.0	0.0	0.0	0.0
902	0.0	0.0	0.0	0.0	0.0	0.0	0.0	0.0	0.0
903	0.0	0.0	0.0	0.0	0.0	0.0	0.0	0.0	0.0
904	0.0	0.0	0.0	0.0	0.0	0.0	0.0	0.0	0.0
905	0.0	0.0	0.0	0.0	0.0	0.0	0.0	0.0	0.0
906	0.0	0.0	0.0	0.0	0.0	0.0	0.0	0.0	0.0
907	0.0	0.0	0.0	0.0	0.0	0.0	0.0	0.0	0.0
908	0.0	0.0	0.0	0.0	0.0	0.0	0.0	0.0	0.0
909	0.0	0.0	0.0	0.0	0.0	0.0	0.0	0.0	0.0
910	0.0	0.0	0.0	0.0	0.0	0.0	0.0	0.0	0.0

KliqPlan is the first of a new line of Extension Objects by KT Labs; it supports data-entry within QlikView with a rich set of features including: data spread & break-back, blocked totals, cells locking, smart Paste, audit trails and a table editor.

What you can do with KliqPlan: the application perspective.

- Initialize the budget with one click using any data as a reference (e.g. previous year sales, forecast, etc.)
- Create different budget versions
- Manage distributed data-entry where different users collaborate, participating to the budgeting process in a secure and controlled way with audit trails
- Manage planning calendars
- Explode an aggregate budget to a detailed one in a Top-Down approach
- Leverage all the power of QlikView for analysing performance against the budget
- Make the budget figures available for other systems
- Develop SOX-compliant applications thanks to KliqPlan audit trails

All this and much more is now possible with amazing speed and simplicity thanks to KliqPlan.

What you can do with KliqPlan: the functional perspective.

In essence KliqPlan is a data-entry grid for QlikView. Any time you need to enter numbers within QlikView you can use KliqPlan. If you also need to add data items (like products, versions, etc.) there is a companion KliqObject (KliqTable) that you can use as a table editor.

The KliqPlan grid works within the QlikView document and therefore there is **no limit** to the number of *dimensions* you can manage for your input data.

If you have hierarchies (e.g. products-lines-brands), KliqPlan allows you to enter data at an aggregate level (e.g. by brand) and it will automatically **spread-back** the changes to the lowest level (e.g. by product).

In a very simple way you can **lock data** on a cell-by-cell basis through a QlikView expression: you can display protected actual data for a closed month and editable cells for planning months. Being a QlikView expression the locking logic can be as complex as you need: taking into account for example the current date versus the planning calendar and the current user versus the hierarchies.

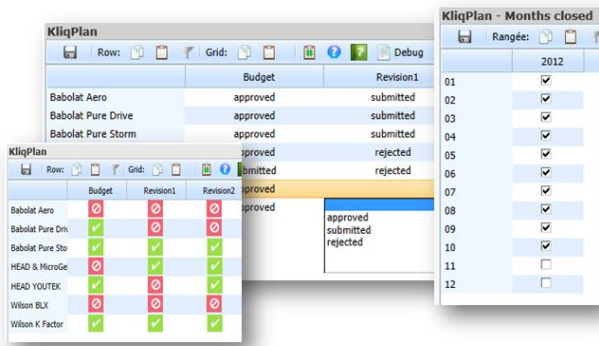
You can manage a **distributed planning process** with multiple users entering data in a common database with full control thanks to KliqPlan **Audit Trails** feature.

KliqPlan **does not come with a predefined model**, you can use it to build exactly the application you need.

Collect & Consolidate data from Excel with one click.

If, as it often happens, you have data in Excel spreadsheets you can rely on the **SmartPaste** feature to simply copy & paste them in KliqPlan. Pasted data will be automatically cleansed and, where needed, consolidated on the fly.

More than just numbers...



Numbers are not always enough: that's why in KliqPlan you can enter text notes and set the colour coding for each cell. A rich interface allows setting values also with check-boxes or list-based selections. This way managing, for example, approval work-flows becomes quick and easy.

Social Business Discovery and Collaborative Planning.

Thanks to its full integration within QlikView, KliqPlan allows exploiting all the powerful collaboration features provided by the QlikView platform. You can therefore easily support Social Business Discovery and Collaborative Planning in one single environment.

About KT Labs



KT Labs, a QlikTech Technology Partner, has leveraged its expertise as a pioneer in Enterprise Mashups to develop the KliqObjects, a line of Extension Objects for QlikView which includes:

- The Planning Suite: KliqPlan, KliqTable, KliqDriver
- KliqMap, mapping connector for ESRI ArcGIS.

Through a network of highly qualified partners, KT Labs delivers a new, simple and disruptive approach to the worlds of Corporate Performance Management and GIS.

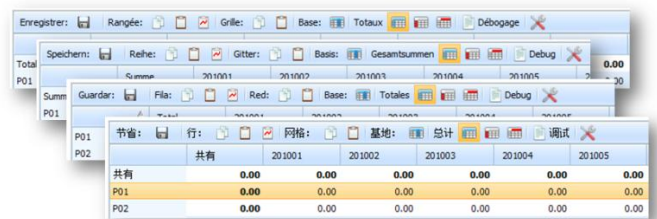
www.ktlabs.com

Dynamic allocations.

Activity Based Costing, Cost Controlling, Driver-based Budgeting, Top-down Planning: whenever you need to allocate aggregate values to a detailed level along a hierarchy on the basis of drivers, KliqPlan, with the companion KliqDriver, allows you doing it in the simplest way.

Allocation drivers are set with expressions leveraging all the power of QlikView.

Dynamic interface localization.



With multi-language, multi-alphabet and Right-To-Left support, KliqPlan allows you to deploy your planning and budgeting applications across borders. The interface is localized on the fly based on the client language.

About EMARK



EMARK is helping managers of large enterprises in every industry such as finance, manufacturing, retail & distribution, healthcare, utilities, IT etc. achieve huge improvements in revenues, cost efficiency, performance, productivity and quality.

We are focused on delivering Data Discovery solutions based on QlikView and other related tools. We have a large team of dedicated QlikView experts. We have extensive enterprise-level BI expertise.

We bring extra functionality to QlikView such as planning, reporting, mapping, big data, web analytics, process analytics, etc. We are ready to take your challenge :)

www.emark.sk